

Scaled data based on original data using  
LM-79-08 Approved Method: Electrical and Photometric Measurements of Solid-  
State Lighting Products

Test Report Prepared for  
Cooper Lighting Solutions  
(formerly Eaton)

Brand: McGRAW-EDISON

Report Number: P200029

Luminaire Tested: **GWC-AF-01-LED-E1-T3-7030-800**

Issue Date: 3/3/2020

**Test Information**

Test Method: LM-79-08  
Report Number: P200029  
TEST IS SCALED FROM IESNA LM-79-08 TEST DATA (P24140)  
Test Lab: INNOVATION CENTER P2  
Issue Date: 3/3/2020  
Manufacturer: COOPER LIGHTING SOLUTIONS (FORMERLY EATON)  
Product Line: MCGRAW-EDISON  
Catalog Number: GWC-AF-01-LED-E1-T3-7030-800  
Description: GALLEON WALL LUMINAIRE  
(1) 70 CRI, 3000K, 800mA LIGHTSQUARE WITH 16 LEDS EACH AND TYPE III OPTICS  
Light Source: -  
Ballast/Driver: ELECTRONIC DRIVER

**Summary**

Lumens per Lamp: N/A  
Luminaire Lumens: 4969.1 lumens  
Efficiency: N/A  
Efficacy: 112.9 lumens/watt  
Luminous Opening: Rectangular (W 0.5' x L: 0.5' x H: 0')  
IES Classification: Type III - Short - Full Cutoff  
BUG Rating: B1 - U0 - G1

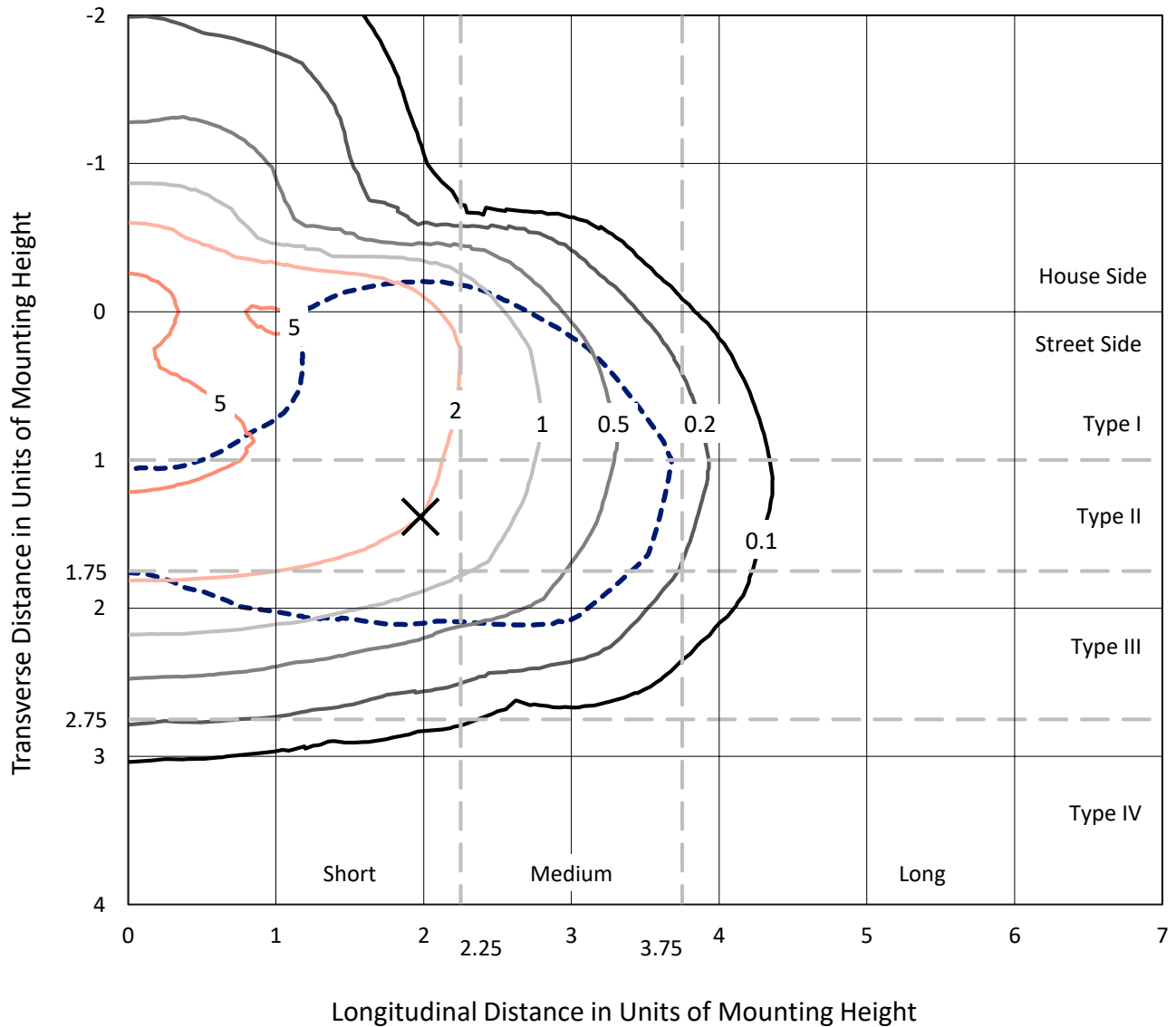
Input Watts (W): 44  
Input Voltage (V): NR  
Input Current (Ain): NR  
Voltage Rise (V): NR  
Power Factor: NR  
Total Harmonic Distortion (THDi): NR  
Frequency (hertz): 60  
Stabilization Time: NR  
Operation Time: NR  
Ambient Temperature (°C): NR  
Test Distance: 25 FT



REPORT NUMBER: P200029  
 CATALOG NUMBER: GWC-AF-01-LED-E1-T3-7030-800

### Iso-Footcandle Lines of Horizontal Illumination

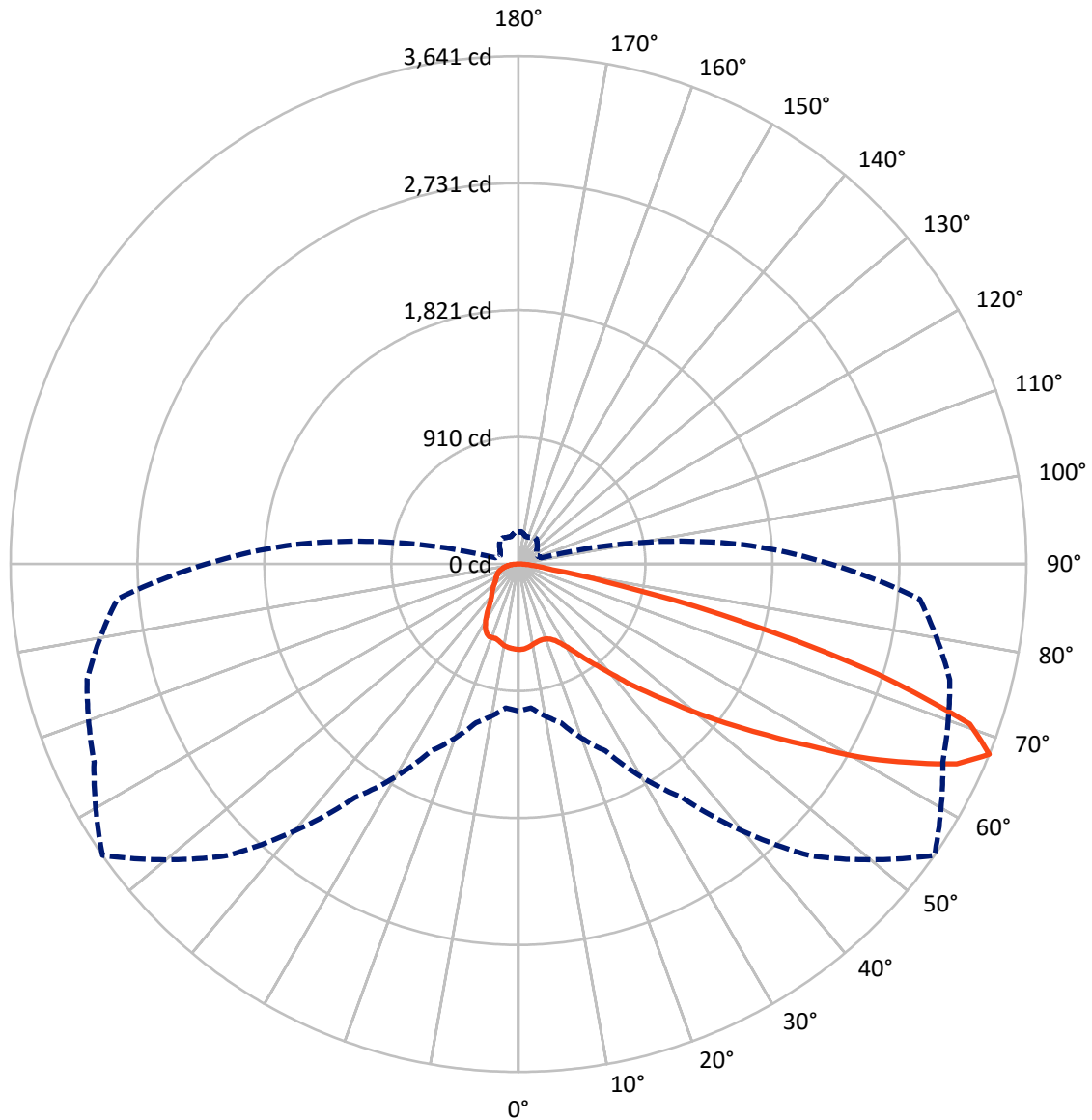
✕ Max cd  
 - - - 1/2 Max cd



Based on 10 foot mounting height. Maximum calculated value = 6.3 fc  
 Type III - Short - Full Cutoff

REPORT NUMBER: P200029  
CATALOG NUMBER: GWC-AF-01-LED-E1-T3-7030-800

### Luminous Intensity Polar Plot



— Vertical Plane Through 55-Deg Lateral    - - - Horizontal Cone Through 67.5-Deg Vertical

REPORT NUMBER: P200029

CATALOG NUMBER: GWC-AF-01-LED-E1-T3-7030-800

**FLUX DISTRIBUTION:**

		Downward	Upward	Total
<b>House Side</b>	Lumens	1073.4	0.0	1073.4
	% Fixture	21.6	0.0	21.6
<b>Street Side</b>	Lumens	3895.7	0.0	3895.7
	% Fixture	78.4	0.0	78.4
<b>Total</b>	Lumens	4969.1	0.0	4969.1
	% Fixture	100.0	0.0	100.0

**Coefficient of Utilization**

**ZONAL LUMENS:**

Zone	Lumens	% Fixture
0°-10°	57.2	1.2
10°-20°	162.0	3.3
20°-30°	271.3	5.5
30°-40°	446.2	9.0
40°-50°	751.1	15.1
50°-60°	1182.1	23.8
60°-70°	1410.8	28.4
70°-80°	605.8	12.2
80°-90°	82.6	1.7
90°-100°	0.0	0.0
100°-110°	0.0	0.0
110°-120°	0.0	0.0
120°-130°	0.0	0.0
130°-140°	0.0	0.0
140°-150°	0.0	0.0
150°-160°	0.0	0.0
160°-170°	0.0	0.0
170°-180°	0.0	0.0
0°-90°	4969.1	100.0
0°-180°	4969.1	100.0



REPORT NUMBER: P200029

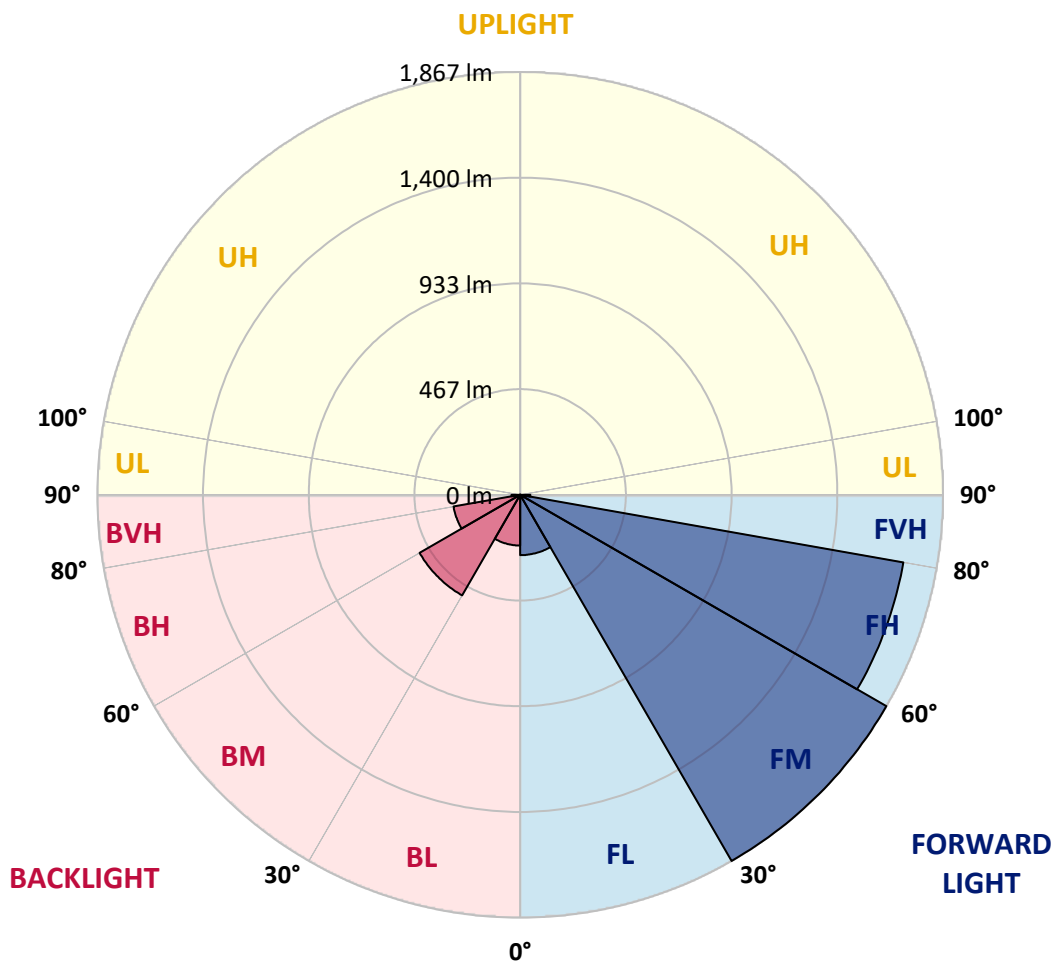
CATALOG NUMBER: GWC-AF-01-LED-E1-T3-7030-800

**LUMINAIRE CLASSIFICATION SYSTEM LUMEN TABLE AND BUG RATING:**

Zone		Lumens	% Fixture	Zone Rating/Lumen Limit		
				B	U	G
FL	(0°-30°)	266.4	5.4			
FM	(30°-60°)	1866.8	37.6			
FH	(60°-80°)	1717.9	34.6			G1/1800
FVH	(80°-90°)	44.7	0.9			G1/100
BL	(0°-30°)	224.2	4.5	B1/500		
BM	(30°-60°)	512.7	10.3	B1/1000		
BH	(60°-80°)	298.7	6.0	B1/500		G1/500
BVH	(80°-90°)	37.9	0.8			G1/100
UL	(90°-100°)	0.0	0.0		U0/0	
UH	(100°-180°)	0.0	0.0		U0/0	

**BUG Rating: B1-U0-G1**

Type III Short





REPORT NUMBER: P200029

CATALOG NUMBER: GWC-AF-01-LED-E1-T3-7030-800

**CANDELA DISTRIBUTION (FULL):**

	0°	5°	15°	25°	35°	45°	55°	65°	75°	85°	90°
0°	612.7	612.7	612.7	612.7	612.7	612.7	612.7	612.7	612.7	612.7	612.7
2.5°	607.5	607.7	608.1	610.1	611.8	611.3	611.6	610.5	610.3	608.9	610.3
5°	599.9	600.5	600.7	603.8	605.8	606.3	605.6	604.3	602.9	601.5	602.2
7.5°	582.3	584.2	584.4	588.8	591.8	595.9	596.2	596.4	595.7	594.7	596.2
10°	571.2	571.8	571.4	574.6	577.0	581.6	584.2	588.8	590.6	591.1	592.0
12.5°	570.6	570.0	569.4	569.4	568.5	570.6	575.2	581.8	586.4	587.9	589.0
15°	578.2	578.0	575.6	572.0	567.4	566.0	570.0	577.2	583.2	586.4	587.6
17.5°	595.5	594.1	590.2	582.1	572.2	568.3	568.8	574.8	581.8	585.8	587.0
20°	627.1	627.1	619.0	603.6	586.0	577.0	572.6	576.3	583.0	588.5	590.2
22.5°	681.9	682.4	668.6	643.4	613.9	594.5	583.7	583.0	590.9	597.1	599.1
25°	759.4	757.5	738.3	702.3	657.4	625.2	606.5	602.2	608.9	615.9	618.3
27.5°	849.6	842.7	819.9	776.4	718.4	671.3	642.6	635.6	642.0	650.0	652.4
30°	938.9	931.8	904.5	857.0	792.5	733.0	691.7	680.4	689.5	700.8	702.3
32.5°	1028.2	1028.2	998.0	942.5	872.2	806.7	757.2	743.8	759.0	772.6	775.7
35°	1134.9	1135.5	1106.2	1039.5	963.8	894.5	839.9	830.2	853.0	862.6	870.0
37.5°	1266.4	1268.9	1231.3	1150.6	1067.8	994.8	930.1	916.5	939.4	965.6	989.6
40°	1408.2	1411.5	1370.0	1270.5	1187.7	1111.5	1041.4	1017.2	1055.1	1105.0	1136.0
42.5°	1543.5	1560.8	1520.7	1418.5	1329.4	1250.5	1179.5	1144.2	1191.7	1267.0	1293.8
45°	1739.1	1751.7	1681.7	1589.0	1505.4	1417.0	1322.9	1285.8	1352.2	1447.2	1452.8
47.5°	1869.4	1860.0	1824.5	1766.9	1714.0	1631.4	1489.8	1448.9	1537.3	1649.2	1618.1
50°	1938.8	1941.6	1936.8	1940.2	1942.2	1890.3	1694.3	1638.4	1743.7	1878.8	1807.4
52.5°	2003.6	1984.3	2000.2	2078.9	2174.0	2154.8	1916.7	1858.4	1964.9	2133.8	2007.6
55°	2002.1	1972.9	2024.5	2163.5	2369.7	2391.6	2166.6	2099.4	2199.0	2407.1	2219.8
57.5°	1931.3	1932.8	2012.2	2194.2	2506.0	2614.5	2456.4	2355.7	2447.2	2684.1	2413.5
60°	1833.9	1847.1	1961.6	2189.1	2615.1	2797.0	2812.3	2631.9	2690.3	2935.8	2573.8
62.5°	1676.7	1690.7	1848.5	2136.8	2598.6	2973.1	3133.8	2945.4	2944.4	3088.4	2620.9
65°	1428.8	1424.7	1590.6	1941.2	2459.7	3103.1	3453.2	3216.4	3136.0	3090.8	2526.3
67.5°	1053.7	1035.4	1177.7	1478.5	2044.5	2957.4	3641.2	3357.5	3201.3	2887.6	2237.4
70°	546.8	528.5	643.7	863.3	1344.6	2308.2	3433.2	3284.6	3057.0	2420.5	1752.8
72.5°	233.9	230.6	277.4	378.7	650.4	1331.4	2691.9	2842.9	2623.1	1803.5	1205.1
75°	157.3	156.2	173.7	206.4	292.6	540.3	1684.7	2018.0	1919.1	1118.2	677.7
77.5°	123.4	122.2	132.5	148.4	189.6	213.2	747.7	1083.5	1002.8	486.7	296.6
80°	96.4	95.5	102.0	110.7	136.3	134.4	246.1	431.0	333.6	186.5	144.2
82.5°	76.1	76.1	81.4	81.6	96.7	91.7	128.4	189.9	166.6	108.7	88.3
85°	69.6	69.6	75.2	60.9	63.2	57.8	79.6	112.5	105.7	44.7	38.4
87.5°	35.1	34.1	63.2	54.0	34.3	30.7	38.9	54.5	58.6	24.7	19.2
90°	0.0	0.0	0.0	0.0	0.0	0.0	0.0	0.0	0.0	0.0	0.0



REPORT NUMBER: P200029

CATALOG NUMBER: GWC-AF-01-LED-E1-T3-7030-800

**CANDELA DISTRIBUTION (continued):**

	95°	105°	115°	125°	135°	145°	155°	165°	175°	180°
0°	612.7	612.7	612.7	612.7	612.7	612.7	612.7	612.7	612.7	612.7
2.5°	609.8	609.6	610.1	610.3	612.3	614.9	616.1	617.8	618.7	618.3
5°	602.7	603.1	605.1	606.5	609.8	614.1	616.6	618.5	620.1	619.5
7.5°	596.7	597.8	600.7	601.9	603.8	605.1	604.9	605.6	606.9	605.3
10°	593.3	594.7	596.9	595.3	590.6	584.2	578.2	575.0	576.1	574.8
12.5°	589.9	591.8	590.2	582.3	569.6	561.1	556.5	557.1	559.2	559.7
15°	588.1	588.8	581.6	566.6	553.7	552.6	554.9	554.4	554.7	554.7
17.5°	588.1	586.0	572.6	557.8	552.3	550.1	542.7	533.3	529.3	527.8
20°	591.1	586.0	569.8	560.0	547.9	529.5	509.8	492.5	484.8	482.7
22.5°	600.5	591.8	578.0	560.9	526.8	495.8	464.7	444.0	430.1	427.7
25°	619.5	609.8	594.1	548.2	493.2	449.0	413.5	390.5	376.6	374.6
27.5°	652.6	646.4	602.7	520.1	448.6	401.3	368.4	350.6	340.4	339.6
30°	702.5	699.4	598.3	478.5	393.7	355.0	339.1	328.8	321.1	320.9
32.5°	782.2	756.9	584.2	428.0	343.4	322.1	315.6	309.4	303.4	303.4
35°	884.7	803.6	557.3	373.6	312.9	303.8	295.6	285.8	277.9	277.4
37.5°	1005.1	832.3	509.0	330.0	298.6	291.6	279.6	265.0	251.1	248.7
40°	1126.9	841.0	441.2	303.0	289.4	279.3	264.7	247.5	234.1	233.3
42.5°	1238.5	824.5	369.2	284.6	280.4	266.9	251.6	236.2	225.6	225.4
45°	1332.1	781.4	308.6	267.1	270.8	255.5	241.9	229.5	221.2	219.6
47.5°	1420.2	720.8	266.1	248.7	261.1	249.3	237.8	226.0	218.2	217.0
50°	1522.4	655.2	236.4	230.6	252.7	247.3	241.3	229.0	215.8	214.3
52.5°	1646.2	598.6	213.2	214.8	246.3	250.1	249.8	237.1	214.0	212.2
55°	1784.4	535.7	195.6	201.8	243.6	255.3	252.1	244.8	215.6	212.6
57.5°	1920.6	462.2	183.3	192.0	239.9	254.9	241.7	231.4	218.8	214.8
60°	2022.6	363.7	174.0	183.3	231.4	246.9	230.4	216.8	218.2	215.0
62.5°	2029.3	281.1	162.7	175.9	218.6	239.1	223.0	210.3	221.2	218.4
65°	1910.0	212.4	152.0	167.0	205.0	234.1	215.8	206.6	227.8	224.6
67.5°	1608.1	170.9	142.8	157.9	191.3	223.4	209.3	203.3	233.5	228.1
70°	1160.9	145.7	134.0	146.9	179.0	211.4	203.5	197.3	218.0	209.3
72.5°	714.8	126.2	123.8	132.2	169.7	199.0	194.9	186.0	196.3	189.3
75°	356.8	109.5	112.5	117.9	156.5	184.7	180.5	171.6	173.0	171.6
77.5°	170.9	93.6	99.3	103.5	139.5	168.7	164.2	155.0	153.4	153.6
80°	108.2	78.2	83.8	86.7	124.5	150.0	145.5	136.3	155.4	144.2
82.5°	67.6	63.6	65.0	70.4	108.5	130.6	124.5	116.4	140.2	110.9
85°	37.4	44.4	46.3	51.0	83.5	109.2	103.2	92.9	83.2	81.8
87.5°	22.3	26.4	27.1	30.5	56.2	79.0	69.8	66.2	54.9	54.7
90°	0.0	0.0	0.0	0.0	0.0	0.0	0.0	0.0	0.0	0.0

(END OF REPORT)